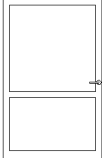
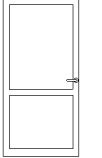
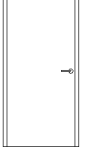
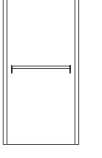
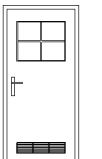




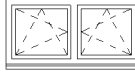
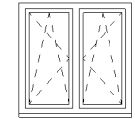
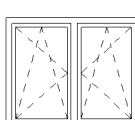


| Schemat   | Zestawienie stolarki drzwiowej |           |          |                        |
|---|--------------------------------|-----------|----------|------------------------|
|   | Oznaczenie na rys.             | Szerokość | Wysokość | Typ drzwi              |
|    | D1                             |           |          |                        |
|   | D1                             | 130       | 210      | Przeszkłone wejściowe  |
|   | Lewe: 2                        |           |          |                        |
|   | D1: 2                          |           |          |                        |
|    | D2                             |           |          |                        |
|   | D2                             | 100       | 210      | Przeszkłone wewnętrzne |
|   | Lewe: 2                        |           |          |                        |
|   | D2: 2                          |           |          |                        |
|    | D3                             |           |          |                        |
|   | D3                             | 100       | 210      | Płytowe wewnętrzne     |
|   | D3                             | 100       | 210      | Płytowe wewnętrzne     |
|   | Lewe: 6                        |           |          |                        |
|   | Prawe: 5                       |           |          |                        |
|   | D3: 11                         |           |          |                        |
|    | D3E                            |           |          |                        |
|   | D3E                            | 100       | 210      | Płytowe ewakuacyjne    |
|   | Lewe: 1                        |           |          |                        |
|   | D3E: 1                         |           |          |                        |
|   | D4                             |           |          |                        |
|   | D4                             | 100       | 207      | Łazienkowe             |
|   | D4                             | 100       | 207      | Łazienkowe             |
|   | Lewe: 3                        |           |          |                        |
|   | Prawe: 4                       |           |          |                        |
|   | D4: 7                          |           |          |                        |
|  | D5                             |           |          |                        |
|   | D5                             | 90        | 207      | Łazienkowe             |
|   | D5                             | 90        | 207      | Łazienkowe             |
|   | Lewe: 4                        |           |          |                        |
|   | Prawe: 4                       |           |          |                        |
|   | D5: 8                          |           |          |                        |
|  | D6                             |           |          |                        |
|   | D6                             | 230       | 280      | Wrota rolowane         |
|   | : 2                            |           |          |                        |
|   | D6: 2                          |           |          |                        |
|  | D7                             |           |          |                        |
|   | D7                             | 180       | 280      | Wrota rolowane         |
|   | : 1                            |           |          |                        |
|   | D7: 1                          |           |          |                        |
|  | D8                             |           |          |                        |
|   | D8                             | 90        | 200      | Drzwi do mroźni        |
|   | : 1                            |           |          |                        |
|   | D8: 1                          |           |          |                        |
|   | Suma ogólna: 35                |           |          |                        |

| Schemat   | Zestawienie stolarki okiennej |           |          |                   |         |
|---|-------------------------------|-----------|----------|-------------------|---------|
|   | Oznaczenie na rys.            | Szerokość | Wysokość | Wysokość parapetu | Typ     |
|  | O1                            |           |          |                   |         |
|   | O1                            | 180       | 90       | 163               | 180x90. |
|   | O1: 3                         |           |          |                   |         |
|  | O2                            |           |          |                   |         |
|   | O2                            | 150       | 150      | 103               | 150x150 |
|   | O2: 5                         |           |          |                   |         |
|  | O3                            |           |          |                   |         |
|   | O3                            | 180       | 150      | 103               | 180x150 |
|   | O3: 1                         |           |          |                   |         |
|   | Suma ogólna: 9                |           |          |                   |         |

| Zestawienie stolarki   |                                |   |         |
|--|--------------------------------|---|---------|
| Rozbudowa, nadbudowa i przebudowa Budynku Elbląskiego Centrum Mięsnego "EL-HURT" |                                |   |         |
| 82-300 Elbląg ul. Kochanowskiego 11  |                                |   |         |
| Data:  | 02.2016                        |   |         |
| Autor:   | mgr inż.arch. Piotr Nitecki    |   |         |
|  | Nr uprawnień:                  | 1151/EL/87                                  |         |
| Asystent:  | tech.bud. Andrzej Lis          |   |         |
|  | Licencja:                      | Autodesk Building Design Suite Premium 2014 |         |
| Sprawdził:   | mgr inż.arch. Andrzej Góralski |   |         |
|  | Nr uprawnień:                  | 2/76/EL                                     |         |
| Branża:  | Architektura                   | Skala                                       | 1 : 100 |
| Faza proj.   | Projekt budowlany              | Nr rys.                                     | A-401   |